

PROMAKER®

**TOOLS
CATALOG
2023**



**WARRANTY
X2YEARS**

PROMAKER® guarantees the products for 2 years from the date of purchase against any defect in its operation and faults in the materials or labor used in its manufacture.

**FREE SERVICE
X2YEARS**

We provide maintenance free of charge for 2 years from the date of purchase as specified on the invoice and offer cost free labor in case the tool requires a replacement of any of its consumable parts. Limited to two events per year, only applies to electrical tools.

**TRIAL PERIOD
X2MONTHS**

Change your equipment for another of greater capacity if the performance does not meet your requirements just by presenting the original purchase invoice and paying the difference.

POWER TOOLS



PROMAKER® guarantees these products for their long useful life against faults in the materials and/or labor used in their manufacture. This **INFINITE WARRANTY** does not cover products used under conditions different from their normal intended use, products that have been altered or repaired by unauthorized personnel and consumable products such as blades, saw blades, etc. Defective products that are covered by this policy will be repaired or replaced.

HAND TOOLS

PROMAKER®

www.promakertools.com

TABLE OF CONTENTS

➤ DRILLS/ SCREWDRIVERS	05
CORDLESS	06
WIRED	10
➤ GRINDERS	15
➤ POLISHER / BLOWER	18
➤ BENCH GRINDER / CHOP SAW	20
➤ JIG SAWS	22
➤ CIRCULAR SAW / TABLE SAW	24
➤ SLIDING MITER SAW	25
➤ GRIP SANDERS / ROUTER	27
➤ HEAT GUN	30
➤ PRESSURE WASHER	32
➤ AIR COMPRESSOR	34
➤ WET DRY VACUUM CLEANER	36
➤ ACCESSORIES	37
HSS DRILL BITS	38
MASONRY DRILL BITS	
SCREWDRIVER BITS	39
DIAMOND DISCS	
SAW BLADES	40
UNIVERSAL JIG SAW BLADES	
DEPRESSED CENTER ABRASIVES WHEELS	
CHOP SAW ABRASIVES WHEELS CUTTING	41
ABRASIVES WHEELS	42
FLAP DISC	43


HAND TOOLS

44

KNIFES	45
MULTI-PORPUSE PLIERS	
SCISSORS	46
BOLT CUTTERS	
HACKSAW FRAME	
HAND SAW	47
PRO SCREWDRIVERS	48
BASIC SCREWDRIVERS	49
OTHER SCREWDRIVERS	
HEX KEYS	51
HAND RIVETER	50
STAPLE GUN	52
PLIERS	52
HAMMERS	55
MEASURING AND LAYOUT TOOLS	56
SOCKETS	57
ACCESORIES	59
SOCKET SET	59
ADJUSTABLE WRENCH	61
COMBINATION WRENCH	62
COMBINATION WRENCH SET	63
TUBE CUTTERS & FLARING TOOL	64
PIPE WRENCH	65
TOOL SET PRO-ST005	66
TOOL SET PRO-ST006	67
TOOL SET PRO-ST011	68



CORDLESS DRILL SCREWDRIVERS





PRO-TI12KIT CORDLESS DRILL / DRIVER



18+1 position torque adjustments for more driver control.

Soft-Grip handle for comfortable extended use

Battery capacity indicator.

2 mechanical speed.

LED work light.

Special battery protection technology.

High torque, drilling, free operation on the screw

12V LI-ON

Powerful 12V LI-ION Cordless Drill / Driver with variable / reverse speed, brake for a better performance and double bearing design within the spindle for more stability, effectively avoiding bits shaking.

SPECIFICATIONS

Battery	LI-ION
Battery capacity	1.5Ah
Voltage	12V
Chuck size	3/8" (10mm)
Drill Capacity	3/8" (10mm)
Speed	0-400 / 0-1500rpm
Max torque	30N-m
Weight	2.6lbs

+PLUS
ACCESORIOS / ACCESSORIES
2 BATERIAS / 2 BATTERIES



USO PROFESIONAL
PROFESSIONAL USE

INCLUDES:
12V Cordless Drill / Driver
Plastic Box, 2 Batteries, Charger,
50mm Double-Headed bits,
Hook Rack.

PRO-MAKER

PRO-TI14.4 CORDLESS DRILL / DRIVER



14.4V LI-ION
LITHIUM-ION BATTERY

USO PROFESIONAL
PROFESSIONAL USE

INCLUDES:
Cordless Drill / Driver LI-ION 14.4V,
LI-ION battery, 1 hour smart charger.

14.4V LI-ION

● Powerful Cordless Drill / Driver LI-ION
14.4V variable / reverse speed and
brake for a better performance.

SPECIFICATIONS

Battery	LI-ION
Voltage	14.4V
Speed	0-350 / 0-1150rpm
Chuck size	3/8"(10 mm)
Weight	2.14Lb
Max torque	270 Lb.In

**NEW
PRODUCT!**

PRO-TI18.2 CORDLESS DRILL / DRIVER



+PLUS
2 BATERÍAS / 2 BATTERIES

18V LI-ION
LITHIUM-ION BATTERY

USO PROFESIONAL
PROFESSIONAL USE

INCLUDES:
Cordless Drill / Driver LI-ION 18.2V, LI-ION battery, 1 hour quick charger.

18V LI-ION

● Powerful Cordless Drill / Driver
LI-ION 18.2V variable / reverse
speed and brake for a better
performance.

SPECIFICATIONS

Battery	LI-ION
Voltage	18V
Speed	0-350 / 0-1150rpm
Chuck size	3/8"(10 mm)
Weight	2.14Lb
Max torque	270 Lb.In



PRO-TIP20 HAMMERDRILL / DRILL DRIVER



- Belt Clip allows to hook the drill in the belt.
- Slide switch for drilling or hammer drilling
- Soft - grip handle for comfortable extended use.
- Led work light.
- 20 position torque adjustments for more driver control.
- 1 hour smart charger.
- Chuck without key.

USO PROFESIONAL
PROFESSIONAL USE

20V LI-ION
LITHIUM-ION BATTERY

INCLUDES:
Cordless Drill / Driver LI-ION 20V. LI-ION battery. 1 hour quick charger.

20V LI-ION

⚙ Potente Taladro / Destornillador
Inalámbrico de LI-ION 20V velocidad
variable / reversa y freno para mejor
rendimiento.

ESPECIFICACIONES

Batería	LI-ION
Voltaje	20V
Velocidad	0-440 / 0-1650rpm
Tamaño de mandril	1/2"(13 mm)
Peso	2Kg
Torque máximo	42Nm
Impacto	0-7920 / 29700bpm



PRO-TIP20KIT CORDLESS DRILL / DRIVER



- Slide switch for drilling or hammer drilling.
- Brushless motor.
- LED work light.
- Soft protection on battery pack.
- Soft-Grip handle for comfortable extended use.
- Chuck without key.
- 21 position torque adjustments for more driver control.

+PLUS
ACCESORIOS / ACCESSORIES

USO PROFESIONAL
PROFESSIONAL USE

INCLUDES:
20V Lithium Hammer Drill.
Plastic Box. 65MM double-headed bits.
Auxiliary Handle. 1H Charger. 2 Batteries.
Hook Rack.

20V LI-ION


⚙ Powerful Cordless Hammer
Drill LI-ION 20V variable /
reverse speed and brake for
a better performance.

SPECIFICATIONS

Battery:	LI-ION
Battery capacity:	4.0 Ah
Voltage:	20V
Chuck Size:	13 mm
Drill Capacity:	13 mm
Speed:	0-450 / 0-1750 rpm
Blows per minute:	0-6750 BPM / 0-24750 bpm
Max torque:	80 N.m
Weight:	4.4 lbs



WIRED DRILLS





PRO-TR300 3/8"(10MM) CORDED DRILL / DRIVE WITH TORQUE



300W 2.6AMP

⚙️ Powerful 300W motor and double speed with clutch of 24 torque position for greater performance in demanding tasks.

SPECIFICATIONS

Voltage / Frequency	120V / 60Hz
Amperage	2.6AMP
Power	300W
Speed	0-6000rpm
Chuck size	3/8"(10mm)
Weight	4.84Lb
Cord	6.5ft

INCLUDES:
3/8"(10mm) Drill



PRO-TP500 1/2"(13MM) HAMMER DRILL



500W 5.0AMP

⚙️ Powerful 1/2" Hammer Drill with 500W motor and ability to perforate wood, metal and concrete work.

SPECIFICATIONS

Voltage / Frequency	120V / 60Hz
Amperage	5.0AMP
Power	500W
Speed	0-2800rpm
Chuck size	1/2" (13mm)
Weight	4.62Lb
Cord	6.5ft

INCLUDES:
1/2"(13mm) Hammer Drill, Side handle, Depth Rod, Keychuck.



PRO-TP550 HAMMER DRILL



USO PROFESIONAL
PROFESSIONAL USE

INCLUDES:
1/2" (13mm) Hammer Drill.
Side Handle.
Depth Rod.
Keychuck.

550W 4.7AMP

Powerful 1/2" Hammer Drill with 550W motor and ability to perforate wood, metal and concrete work.

SPECIFICATIONS

Voltage / Frequency	120V / 60Hz
Amperage	4.7AMP
Power	550W
Speed	0-3000rpm
Blows x Min	48000BPM
Weight	5Lb
Cord	6.5ft



PRO-TP550KIT HAMMER DRILL

+PLUS
ACCESORIOS / ACCESSORIES



INCLUDES:
1/2" (13mm) Hammer Drill. Side Handle.
Depth rod. Key Chuck. Plastic Box. Accessories.
Organizer Box.

550W 4.7AMP

Powerful 1/2" Hammer Drill with 550W motor and ability to perforate wood, metal and concrete work.

SPECIFICATIONS

Voltage / Frequency	120V / 60Hz
Amperage	4.7AMP
Power	550W
Speed	0-3000rpm
Chuck Size	1/2" (13mm)
Weight	4.84Lb
Cord	6.5ft



PRO-TP800 HAMMER DRILL



USO PROFESIONAL
PROFESSIONAL USE

INCLUDES:
1/2"(13mm) Hammer Drill, Side handle, Depth Rod, Keychuck.

800W 7.0AMP

Powerful 1/2" Hammer Drill with high power 800W to drill any material, design and manufactured to meet high quality standards.

SPECIFICATIONS

Voltage / Frequency	120V / 60Hz
Amperage	7.0AMP
Power	800W
Speed	0-2800rpm
Chuck size	1/2"(13mm)
Weight	5.06Lb
Cord	6.5ft



PRO-TP850KIT HAMMER DRILL



USO PROFESIONAL
PROFESSIONAL USE

INCLUDES:
1/2" (13mm) Hammer Drill,
Side Handle, Depth rod,
Key Chuck, Plastic Box.

850W 7.5AMP

Powerful 1/2" Hammer Drill with high power 850W to drill any material, design and manufactured to meet high quality standards.

SPECIFICATIONS

Power:	850W
Amperage:	7.5AMP
Voltage / Frequency:	120 / 60Hz
Speed:	0-2800 RPM
Blows x Min:	44800BPM
Weight:	7.2 lbs
Cord:	6.5ft

+PLUS
ACCESORIOS / ACCESSORIES



PROMAKER



ROTARY HAMMER PRO-RM850KIT



850W 7.5AMP

⊕ Powerful 850W Rotary Hammer, design and manufactured to meet the highest quality standards.

SPECIFICATIONS

Power:	850W
Amperage:	7.5AMP
Voltage / Frequency:	120 / 60Hz
Input rate:	0-5200 IPM
Speed:	0-1100 RPM
Impact Power:	3J
Weight:	8.8 Lbs
Cord:	6.5ft

+PLUS
ACCESORIOS / ACCESSORIES



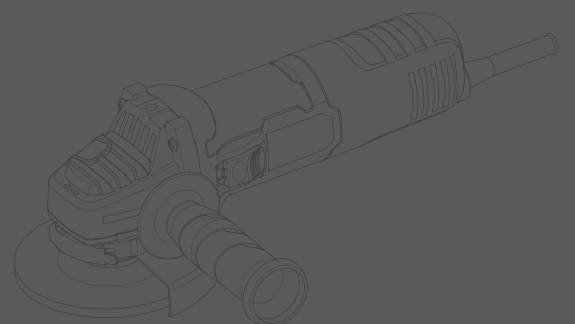
USO PROFESIONAL
PROFESSIONAL USE

INCLUDES:
SDS Plus Rotary Hammer.
Depth Gauge.
Auxiliary Handle.
3pcs 150mm SDS drills 6/8/10mm.
Point Chisel 14x250mm.
Flat Chisel 14x250mm.
Plastic Box.

PRO-MAKER



GRINDERS



PRO-ES750 4 1/2" (115MM) ANGLE GRINDER



750W 6.5AMP

Powerful 4 1/2" 750W Angle Grinder with metal gear box that increases tool life and durability.

SPECIFICATIONS

Voltage / Frequency	120V / 60Hz
Amperage	6.5AMP
Power	750W
Speed	11000rpm
Cord	6.5ft
Weight	4.4Lb
Grinding Disc Diameter	4 1/2" (115mm)



INCLUDES:
Angle Grinder, side handle,
wrench, 1 abrasive wheel, 2 carbon brushes.

PRO-ES750KIT 4 1/2" (115MM) ANGLE GRINDER

750W 6.5AMP

Powerful 4 1/2" 750W Angle Grinder with metal gear box that increases tool life and durability.

SPECIFICATIONS

Voltage / Frequency	120V / 60Hz
Amperage	6.5AMP
Power	750W
Speed	11000rpm
Cord	6.5ft
Weight	4.4Lb
Grinding Disc Diameter	4 1/2" (115mm)




+PLUS
ACCESSORIES / ACCESSORIES



INCLUDES:
Angle Grinder, side handle, wrench, 2 abrasive wheels,
gloves, 2 brushes, goggles and plastic box, 2 carbon brushes.

PRO-MAKER

PRO-ES2000 7"(180MM) ANGLE GRINDER



USO PROFESIONAL
PROFESSIONAL USE

INCLUDES:
Angle Grinder, side
handle, wrench, 2 carbon brushes.

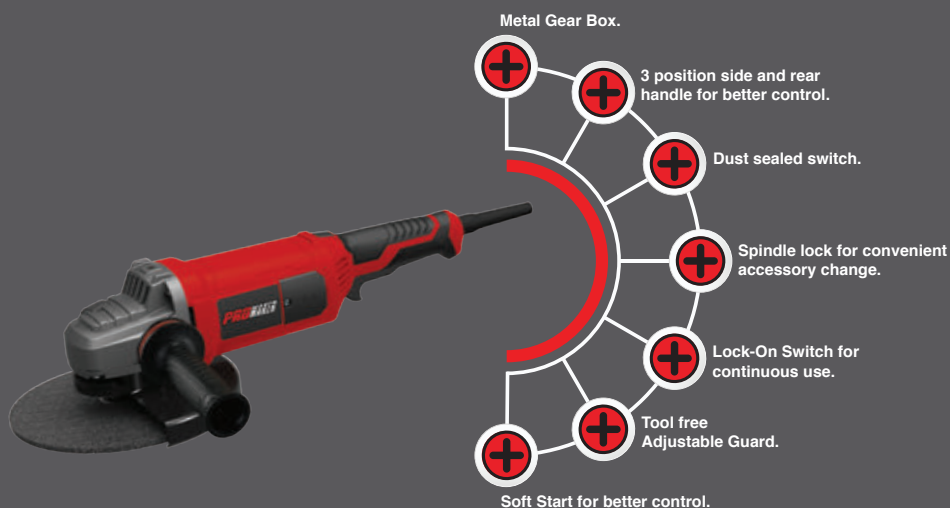
2000W 17.2AMP

Powerful 7" 2000W Angle Grinder with metal gear box that increases tool life and durability.

SPECIFICATIONS

Voltage / Frequency	120V / 60Hz
Amperage	17.2AMP
Power	2000W
Speed	8400rpm
Cord	6.5ft
Weight	12.1Lb
Grinding Disc diameter	7"(180mm)

PRO-ES2000 9"(230MM) ANGLE GRINDER



USO PROFESIONAL
PROFESSIONAL USE

INCLUDES:
Angle Grinder, side
handle, wrench, 2 carbon brushes.

2000W 17.2AMP

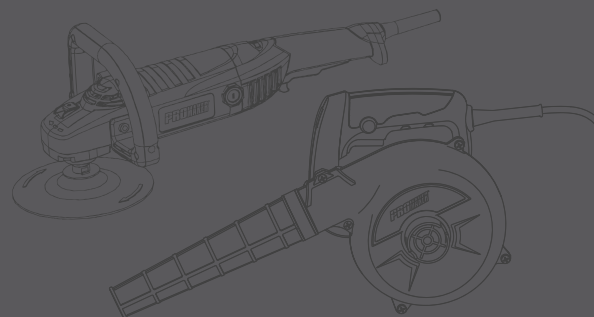
Powerful 9" 2000W Angle Grinder with metal gear box that increases tool life and durability.

SPECIFICATIONS

Voltage / Frequency	120V / 60Hz
Amperage	17.2AMP
Power	2000W
Speed	8400rpm
Cord	6.5ft
Weight	12.1Lb
Grinding Disc diameter	9"(230mm)



POLISHER BLOWER



PRO-PL1300 ELECTRIC POLISHER



1300W 11.2AMP

● Powerful 1300W Polisher designed for long working days. Comfortable D-Type handle for easy operation and lock switch for continuous use.

SPECIFICATIONS

Voltage / Frequency	120V / 60Hz
Amperage	11.2AMP
Power	1300W
Speed	0-3000rpm
Grinding Disc Diameter	7"(180mm)
Weight	8.8Lb
Cord	6.5ft



USO PROFESSIONAL
PROFESSIONAL USE

INCLUDES:

Polisher, D-type handle, rubber backing pad, bonnet, wrench, 2 carbon brushes


PRO-SP400 BLOWER / VACUUM

400W 3.5AMP

● Powerful Blower / Vacuum Cleaner with 400W motor variable speed and speed control.

SPECIFICATIONS

Voltage / Frequency	120V / 60Hz
Amperage	3.5AMP
Power	400W
Speed	6000-14000rpm
Air volumen	3.3m³ / min
Weight	3.19Lb
Cord	6.5ft



INCLUDES:

Blower / Vacuum. Nozzle. Dust Bag.



***BENCH GRINDER
CHOP SAW***


PRO-EB250 6" BENCH GRINDER



1/3HP motor for superior performance.

Resistant steel base that provides greater durability and extends the life of the tool.

Adjustable eyes shield.



INCLUDES:
6" Bench Grinder,
2 6" (152mm) grinding wheels
(thick grit and mid grit).

1/3HP 250W 2.1AMP

6" Bench Grinder with 1/3HP motor for upper performance.

SPECIFICATIONS

Voltage / Frequency	120V / 60Hz
Amperage	2.1AMP
Power	250W(1/3HP)
Speed	3400rpm
Chuck size	150 x 20 x 12.7mm
Weight	26.40Lb
Cord	6.5ft

PRO-TZ2400 14" (355MM) CHOP SAW

Stable base made of resistant steel.

Retractable guard for added safety.

Cutting guide for optimum precision.

Built-in press.

Spindle lock for convenient wheels change.



USO PROFESIONAL
PROFESSIONAL USE

INCLUDES:
Chop Saw, 2 abrasive wheels,
wrench, 2 carbon brushes.

2400W 20.6AMP

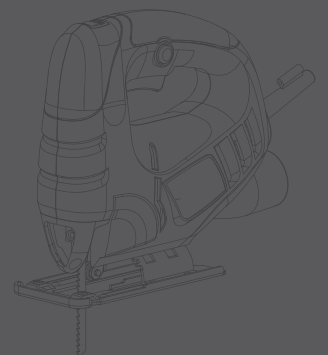
Powerful 2400W motor with resistant steel base for professional use.

SPECIFICATIONS

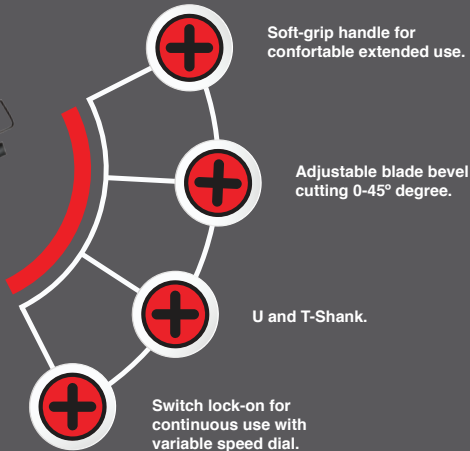
Voltage / Frequency	120V / 60Hz
Amperage	20.6AMP
Power	2400W
Speed	3600rpm
Grinding Disc Diameter	14"(355mm)
Weight	39.6Lb
Cord	6.5ft



JIG SAWS



PRO-SC400 VARIABLE SPEED JIG SAW



USO PROFESIONAL
PROFESSIONAL USE

INCLUDES:
Jig Saw, 1 wood blade, wrench, steel base.

400W 3.5AMP

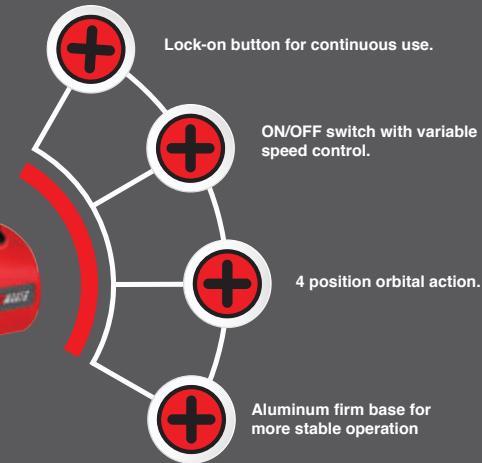
Jig Saw for a variety of applications, variable speed with 400W motor.

SPECIFICATIONS

Voltage/ Frequency	120V / 60Hz
Amperage	3.5AMP
Power	400W
Speed	800-3000spm
Bevel Cut	0-45°
Cutting capacity	55mm (wood) 6mm (steel)
Cord	6.5ft



PRO-SC600 JIG SAW



USO PROFESIONAL
PROFESSIONAL USE

INCLUDES:
Jig Saw, 2 pcs blades
(wood and aluminium)

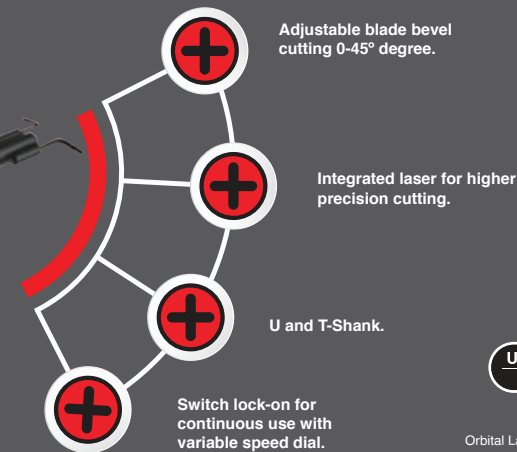
600W 5.5AMP

Jig Saw with a powerful 600W motor that provides enough power to complete the most demanding jobs.

SPECIFICATIONS

Voltage/ Frequency	120V / 60Hz
Power	600W
Amperage	5.5AMP
Speed	500-3000RPM
Cutting capacity	65mm
Weight	7.9Lbs

PRO-SC800 ORBITAL LASER JIG SAW



USO PROFESIONAL
PROFESSIONAL USE

INCLUDES:
Orbital Laser Jig Saw, 1 wood blade
and steel base.

800W 7.0AMP


Jig Saw with a powerful 800W motor that provides enough power to complete the most demanding jobs with integrated laser.

SPECIFICATIONS

Voltage/ Frequency	120V / 60Hz
Amperage	7.0AMP
Power	800W
Speed	800-3000spm
Bevel Cut	0-45°
Cutting capacity	100mm (wood) 10mm (steel)
Cord	6.5ft



CIRCULAR SAW
TABLE SAW
SLIDING MITER SAW



PRO-SC1500 7 1/4" (185MM) CIRCULAR SAW WITH LASER



USO PROFESIONAL
PROFESSIONAL USE

INCLUDES:
Circular Saw with Laser, wrench,
2 carbon brushes, 1 saw blade (wood).

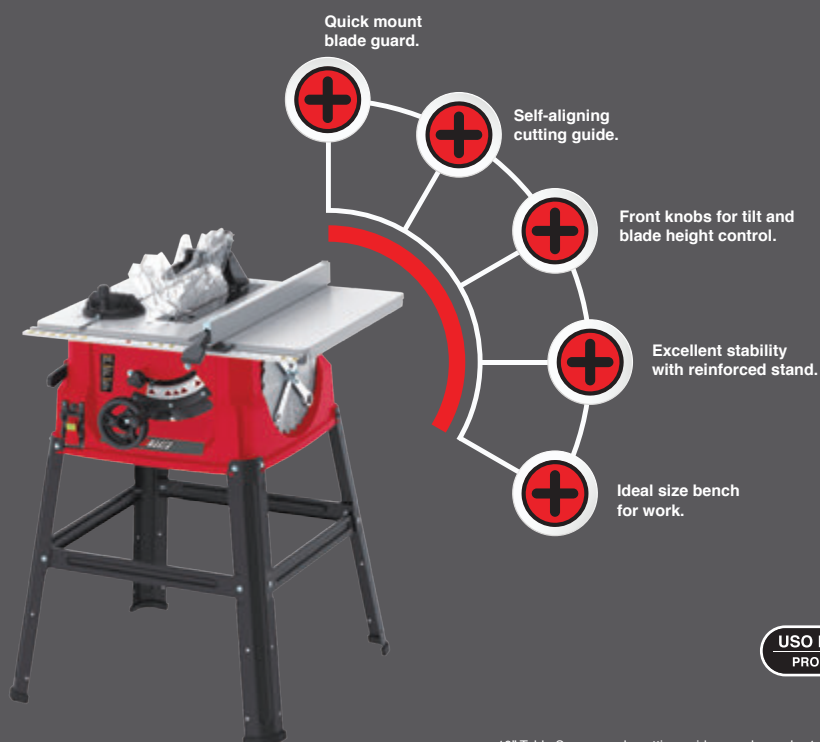
1500W 13.0AMP

⚡ Powerful 1500W Circular Saw provides enough power to complete even the most demanding tasks. Includes latest generation Laser for optimum cutting precision.

SPECIFICATIONS

Voltage / Frequency	120V / 60Hz
Amperage	13.0AMP
Power	1500W
Speed	5500rpm
Cord	6.5ft
Weight	9.9Lb
Diameter	7 1/4" (185mm)

PRO-SB1800 10" (254MM) TABLE SAW



USO PROFESIONAL
PROFESSIONAL USE

INCLUDES:
10" Table Saw, wrench, cutting guide, angular scale, 1 10" Saw Blade (wood)

1800W 15.5AMP

⚡ 10" Table Saw with powerful 1800W motor for heavy duty work.

SPECIFICATIONS

Voltage / Frequency	120V / 60Hz
Amperage	15.5AMP
Power	1800W
Speed	5000rpm
Blade diameter	10"
Size spindle	5/8"
Cutting depth at 90°	3.5" (89mm)
Cutting depth at 45°	2.4" (60mm)
Weight	46.2Lb
Cord	6.5ft



PRO-SI1500 SLIDING MITER SAW



1500W powerful motor and strong cutting capacity.

- Sliding miter saw.
- Laser line guide for fast and accurate cuts.
- click-pauses at 0°, 15°, 22.5°, 30°, and 45° as settings quick for common miter.
- Wood clamp and extension bare included.
- With sliding attached fences.

USO PROFESIONAL
PROFESSIONAL USE

INCLUDES:
Sliding Miter Saw.
Dust bag.
Blade wrench.
2pcs extension bar.
Wood clamp

1500W 13AMP

8 1/4" Sliding Miter Saw with powerful 1500W motor for heavy duty work.

SPECIFICATIONS

Voltage / Frequency	120V / 60Hz
Power	1500W (13AMP)
Speed	5000rpm
Blade diameter	8 1/4" (210mm)x24T
Cutting Capacity	0° x 0°: 70x305 mm 45° x 0°: 70x215 mm 0° x 45°: 40x305 mm 45° x 45°: 40x215 mm



PRO-SI2000 SLIDING MITER SAW



2000W powerful motor and strong cutting capacity.

- Sliding miter saw.
- Laser line guide for fast and accurate cuts.
- click-pauses at 0°, 15°, 22.5°, 30°, and 45° as settings quick for common miter.
- Wood clamp and extension bare included.
- With sliding attached fences.

USO PROFESIONAL
PROFESSIONAL USE

INCLUDES:
Sliding Miter Saw.
Dust bag.
Blade wrench.
2pcs extension bar.
Wood clamp

2000W 17.2AMP

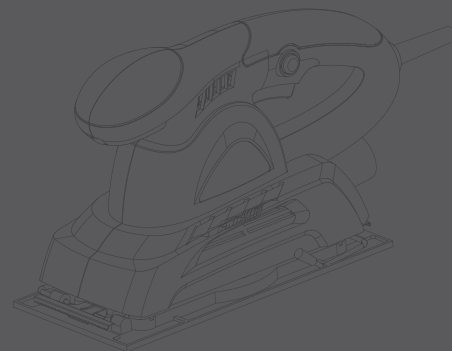
10" Sliding Miter Saw with powerful 2000W motor for heavy duty work.

SPECIFICATIONS

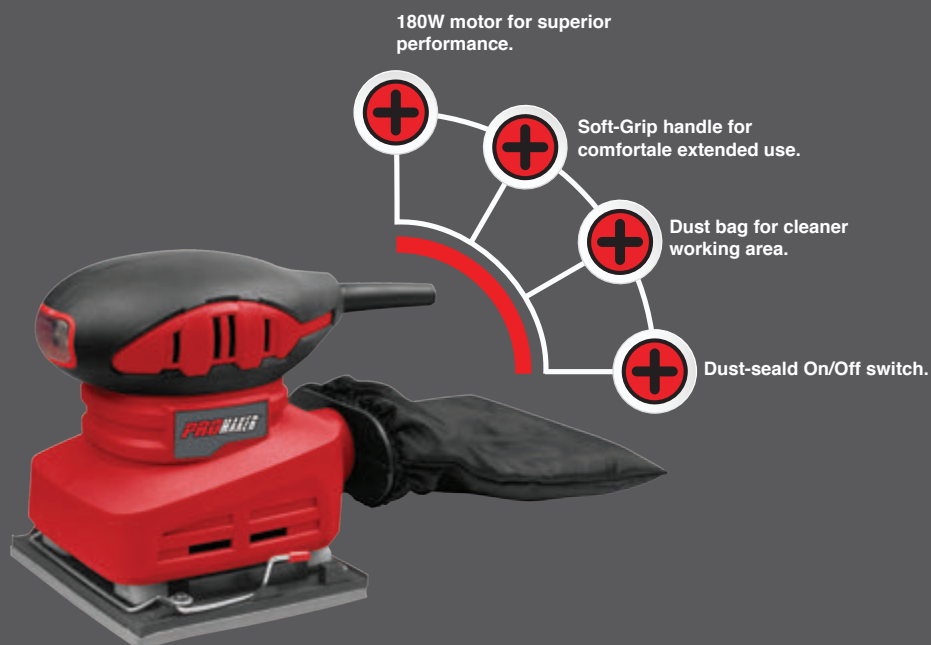
Voltage / Frequency	120V / 60Hz
Power	2000W (17.2AMP)
Speed	5000rpm
Blade diameter	10" (Ø255mm) x Ø30mm x24T
Cutting Capacity	0° x 0°: 70x305 mm 45° x 0°: 70x215 mm 0° x 45°: 40x305 mm 45° x 45°: 40x215 mm



SANDERS ***ROUTER***



PRO-LO180 1/4 SHEET GRIP SANDER



INCLUDES

1/4 Sheet Palm Grip Sander, Dust bag, 1 pc sandpaper.

180W 1.5AMP

1/4 Sheet Palm Grip Sander with dust extraction for best performance.

SPECIFICATIONS

Voltage / Frequency	120V / 60Hz
Amperage	1.5AMP
Power	180W
Speed	13,000opm
Weight	2.42Lb
Cord	6.5ft

PRO-LO300 1/2 SHEET GRIP SANDER



INCLUDES

1/2 Sheet Palm Grip Sander, Dust bag, 1 pc sandpaper.

300W 2.6AMP

1/2 Sheet Sander with dust extraction for best performance.

SPECIFICATIONS

Voltage / Frequency	120V / 60Hz
Amperage	2.6AMP
Power	300W
Speed	6000-12000opm
Weight	4.53Lb
Cord	6.5ft



PRO-LO200 1/4 SHEET GRIP SANDER



USO PROFESIONAL
PROFESSIONAL USE

INCLUDES:
1/4 Sheet Palm Grip Sander.
Dust bag.

200W 1.7AMP

1/4 Sheet Palm Grip Sander with dust extraction for best performance.

SPECIFICATIONS

Voltage / Frequency	120V / 60Hz
Power	200W
Speed	14.000opm
Amperage	1.7AMP



PRO-RT1600 ELECTRIC ROUTER



USO PROFESIONAL
PROFESSIONAL USE

INCLUDES:
Electric Router.
2 leaders.
Center awls.
Wrench.
Bow compass.
8mm collet and 12mm collet.

1600W 14.4AMP


Powerful electric router with variable speed and precise adjustment for higher performance.

SPECIFICATIONS

Collet capacity:	12mm
Power:	1600W
Amperage:	14.4AMP
Voltage / Frequency:	120V / 60Hz
Speed:	8000-30000 RPM
Plunge stroke:	0-40mm
Weight:	7.9 lbs
Cord:	6.5ft



HEAT GUNS



PRO-PC1200 HEAT GUN



INCLUDE:
Heat Gun

1200W 10.3AMP

1200W Heat Gun, 2 temperature ranges, easy to use in variety of applications.

SPECIFICATIONS

Voltage / Frequency	120V / 60Hz
Amperage	10.3AMP
Power	1200W
Number of temperatures	2
Temperature	482 - 842 °F
Cord	6.5ft

PRO-PC1500KIT HEAT GUN



USO PROFESIONAL
PROFESSIONAL USE

INCLUDES:
Heat Gun, 10 accessories and case.

1500W 13.0AMP

1500W heat gun, 2 temperature ranges, easy to use in variety of applications.

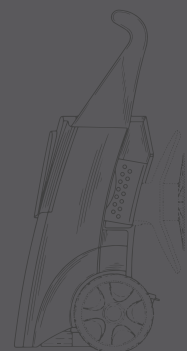
SPECIFICATIONS

Voltage / Frequency	120 / 60Hz
Amperage	13.0AMP
Power	1500W
Numbers of temperatures	2
Temperature	482 - 842 °F
Cord	6.5ft
Weight	2.97Lb





***PRESSURE
WASHER***



PRO-H1400 PRESSURE WASHER



Spray gun with adjustable spray nozzle



16.5ft water outlet pressure gun



16.5ft water hose and power cord



INCLUDES:
Gun, hose,
adjustable lance,
hose connector to water inlet.

Maximum pressure
100 bar / 1450 Psi

1400W 12.8AMP

SPECIFICATIONS

Voltage / Frequency	120V / 60 Hz
Amperage	12.8AMP
Power	1400W
Rated flow	1.5 gal/min
Max pressure	1450 PSI
Auto stop	Yes
Hose	16.5ft
Cord	16.5ft

Lorem ipsum

PRO-H1800 PRESSURE WASHER



Built-in detergent tank



Wheels and handle for easy movement



16.5ft water hose and power cord



INCLUDES:
Gun, hose,
soap dispenser,
adjustable lance,
hose connector to water inlet.

Maximum pressure
140 bar / 2030 Psi

1800W 15.5AMP

SPECIFICATIONS

Voltage / Frequency	120V / 60 Hz
Amperage	15.5AMP
Power	1800W
Rated flow	1.8 gal/min
Max pressure	2030 PSI
Auto stop	Si
Hose	16.5ft
Cord	16.5ft

PRO-H2000 PRESSURE WASHER



Built-in detergent tank



Wheels and handle for easy movement



Reinforced polyurethane hose and hose reel



USO PROFESSIONAL
PROFESSIONAL USE


INCLUDES:
Gun, hose,
soap dispenser,
adjustable lance,
hose connector to water inlet.

Maximum pressure
150 bar / 2175 Psi

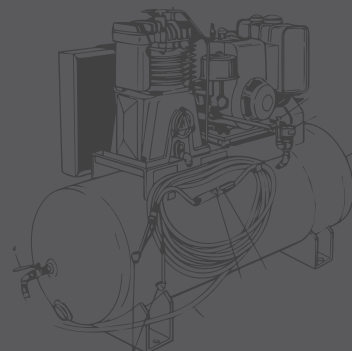
2000W 17.2AMP

SPECIFICATIONS

Voltage / Frequency	120V / 60 Hz
Amperage	17.2AMP
Power	2000W
Rated flow	1.8 gal/min
Max pressure	2175 PSI
Auto stop	Yes
Hose	16.5ft
Cord	16.5ft




AIR COMPRESSORS



PRO-CP24 AIR COMPRESSOR



Maximum pressure
8 bar/116psi



INCLUDES:
Compressor, wheels, wheels assembly,
air filter, breath pipe, manual.

24 L 2HP 13.0AMP

Powerful compressor with a modern and practical design for easy grip and movement. Pump designed to get the best performance through oil lubrication.


SPECIFICATIONS

Power	2HP Max
Amperage	13.0AMP
Voltage	120V / 60Hz
Tank Size	6.3 Gal
Speed	3450rpm
Weight	57Lb
Pressure	116 psi
Cord	5ft

PRO-CP50 AIR COMPRESSOR



Maximum pressure
8 bar/116psi



INCLUDES:
Compressor, wheels, wheels assembly,
air filter, breath pipe, manual.

50 L 2HP 13.0AMP


Powerful compressor with a modern and practical design for easy grip and movement. Pump designed to get the best performance through oil lubrication.

SPECIFICATIONS

Power	2HP Max
Amperage	13.0AMP
Voltage	120V / 60Hz
Tank Size	13 Gal
Speed	3450rpm
Weight	79.3Lb
Pressure	116 psi
Cord	5ft



WET DRY VACUUM CLEANER





PRO-AS10L WET / DRIVE VAC



10 L
3 GAL



USO PROFESIONAL
PROFESSIONAL USE

INCLUDES:
Vacuum. Flexible hose.
Wet/Dry Brush.
2 in 1 Small Brush.
Extensión 3 Pipe (plastic).
HEPA Filter.

1000W

8.5AMP

Great suction and ash absorption capacity and blower function. Large capacity multi-function vacuum cleaner, can be used in many places.

SPECIFICATIONS

Airflow (m3/min):	1.5
Power:	1000W
Amperage:	8.5 AMP
Dust Capacity:	3 Gal
Voltage / Frequency:	120V / 60Hz
Vacuum Pressure (Kpa):	15 ± 1.5
Noise (dB(A)):	82 ± 2
Weight:	11Lbs
Cord:	7.5ft



PRO-AS25L WET / DRIVE VAC



25 L
7 GAL



USO PROFESIONAL
PROFESSIONAL USE

INCLUDES:
Vacuum. Flexible hose.
Small brush. Dusting Brush.
Wet/Dry Brush. HEPA Filter.
2 Extension Wands.
Crevice nozzle.

1200W

10.3AMP

Great suction and ash absorption capacity. With drainage device and blower function. Large capacity multi-function vacuum cleaner, can be used in many places.

SPECIFICATIONS

Airflow (m3/min):	1.9
Power:	1200W
Amperage:	10.3 AMP
Dust Capacity:	7 Gal
Voltage / Frequency:	120V / 60Hz
Vacuum Pressure (Kpa):	16 ± 1.5
Noise (dB(A)):	77 ± 2
Weight:	17.6Lbs
Cord:	15ft



PRO-AS35L WET / DRIVE VAC



35 L
10 GAL



USO PROFESIONAL
PROFESSIONAL USE

INCLUDES:
Vacuum. Flexible hose.
Small brush. Dusting Brush.
Wet/Dry Brush. HEPA Filter.
2 Extension Wands.
Corner nozzle.


1200W

10.3AMP

Great suction and ash absorption capacity. With drainage device and blower function. Large capacity multi-function vacuum cleaner, can be used in many places.

SPECIFICATIONS

Airflow (m3/min):	2.0
Power:	1200W
Amperage:	10.3 AMP
Dust Capacity:	10 Gal
Voltage / Frequency:	120V / 60Hz
Vacuum Pressure (Kpa):	17 ± 1.5
Noise (dB(A)):	74 ± 2
Weight:	24.2Lbs
Cord:	18ft



ACCESORIES





HSS DRILL	MODEL	IN	MM	PCS
	PRO-HSSB013160	3/16"	4.76	10
	PRO-HSSB025320	5/32"	3.97	10
	PRO-HSSB031400	1/4"	6.35	10
	PRO-HSSB041800	1/8"	3.18	10
	PRO-HSSB059640	9/64"	3.57	10
	PRO-HSSB067320	7/32"	5.56	10
	PRO-HSSB071164	11/64"	4.37	10
	PRO-HSSB087640	7/64"	2.78	10
	PRO-HSSB095640	5/64"	1.98	10
	PRO-HSSB101564	15/64"	5.95	10
	PRO-HSSB111160	1/16"	1.56	10
	PRO-HSSB123320	3/32"	2.38	10
	PRO-HSSB131764	17/64"	6.75	10
	PRO-HSSB141200	1/2"	12.7	5
	PRO-HSSB153800	3/8"	9.52	5
	PRO-HSSB165160	5/16"	7.94	5
	PRO-HSSB177160	7/16"	11.11	5
	PRO-HSSB189320	9/32"	7.14	5
	PRO-HSSB191132	11/32"	8.73	5
	PRO-HSSB202164	21/64"	8.33	5
	PRO-HSSB211964	19/64"	7.54	5

HSS DRILL	MODEL	IN	MM	PCS
	PRO-HSSC011160	1/16"	1.56	2
	PRO-HSSC023320	3/32"	2.38	2
	PRO-HSSC031800	1/8"	3.18	2
	PRO-HSSC045320	5/32"	3.97	2
	PRO-HSSC053160	3/16"	4.76	1
	PRO-HSSC061400	1/4"	6.35	1
	PRO-HSSC075160	5/16"	7.94	1
	PRO-HSSC083800	3/8"	9.52	1
	PRO-HSSC091200	1/2"	12.7	1



4241
ANSI B94. 11M-1993
Metal drilling
for common steel
and simple use.



4341
ANSI B94. 11M-1993
Metal drilling,
construction steel
and tempered steel.




MASONRY DRILL BITS


MASONRY DRILL	MODEL	IN	MM	PCS
	PRO-DRILL011800	1/8"	3.18	2
	PRO-DRILL025320	5/32"	3.97	2
	PRO-DRILL033160	3/16"	4.76	2
	PRO-DRILL047320	7/32"	5.56	2
	PRO-DRILL051400	1/4"	6.35	2
	PRO-DRILL065160	5/16"	7.94	2
	PRO-DRILL073800	3/8"	9.53	1
	PRO-DRILL081200	1/2"	12.7	1



Drilling in concrete,
cement and stone.
Carbide tungsten tips.

SCREWDRIVER BITS

BITS	MODEL	TYPE	PH
	PRO-BITS012250		2x25
	PRO-BITS023250		3x25
	PRO-BITS032500		2x50



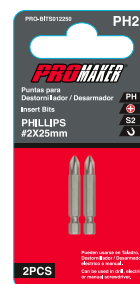
PH



S2



2PCS



To be used in drills / electric or
manual screwdrivers.
Magnetic tips.

DIAMOND DISCS

	MODEL	EDGE	CUT	DIAMETER	RPM
DISCS	PRO-DIAM014500	CONTINUOUS	WET	4.5"(115mm)	13300
	PRO-DIAM024500	TURBO	DRY	4.5"(115mm)	13300
	PRO-DIAM034500	SEGMENTED	DRY	4.5"(115mm)	13300
	PRO-DIAM017000	CONTINUOUS	WET	7"(180mm)	8500
	PRO-DIAM027000	TURBO	DRY	7"(180mm)	8500
	PRO-DIAM037000	SEGMENTED	DRY	7"(180mm)	8500



PREMIUM



100x

Lasts 100 times longer than abrasive blades.

1PC



CIRCULAR SAW BLADES

	MODEL	TOOTH COUNT	MATERIAL	DIAMETER	RPM
SAWS	PRO-SAWB714180	18	WOOD	7¼"(185mm)	8300
	PRO-SAWB714240	24	WOOD	7¼"(185mm)	8300
	PRO-SAWB103200	32	WOOD	10"(250mm)	6100



ATB

(Alternate Top Bevel)

The tops of alternating teeth are beveled to one side of the blade or the other at approximately 12 degrees. This creates a sharp point and a sharper cutting edge for better cut quality without chipping or splinters.



1PC

TUNGSTEN CARBIDE

CARBIDE TEETH

UNIVERSAL JIG SAW BLADE

	MODEL	CUT	CUT TYPE	MEDIDA	PCS
BLADES	PRO-JIGS016400	WOOD	FINE	6PTI x 100	2
	PRO-JIGS028400	ALUMINUN FIBERGLASS	FINE	8PTI x 100	2
	PRO-JIGS031040	WOOD	FINE	10PTI x 100	2



Blade type: Universal

DEPRESSED CENTER GRINDING WHEELS

	MODEL	CATEGORY	CUT	INCHES	MM	TYPE
DISCS	PRO-ABRA014120	PREMIUM ULTRA THIN	METAL / STAINLESS STEEL	4 1/2" x 3/64 x 7/8"	115 x 1.2 x 22.23	T42
	PRO-ABRA017116	PREMIUM ULTRA THIN	METAL / STAINLESS STEEL	7" x 1/16" x 7/8"	180 x 1.6 x 22.23	T42
	PRO-ABRA024120	PREMIUM	METAL	4 1/2 x 1/8" x 7/8"	115 x 3.2 x 22.23	T42
	PRO-ABRA027180	PREMIUM	METAL	7" x 1/8" x 7/8"	180 x 3.2 x 22.23	T42
	PRO-ABRA044120	PREMIUM	GRINDING METAL	4 1/2" x 1/4" x 7/8"	115 x 6.35 x 22.23	T27
	PRO-ABRA047140	PREMIUM	GRINDING METAL	7" x 1/4" x 7/8"	180 x 6.35 x 22.23	T27
	PRO-ABRA034120	PREMIUM	CONCRETE CUTTING	4 1/2 x 1/8" x 7/8"	115 x 3.2 x 22.23	T42
	PRO-ABRA037180	PREMIUM	CONCRETE CUTTING	7" x 1/8" x 7/8"	180 x 3.2 x 22.23	T42



PREMIUM ULTRA THIN



1PC

TYPE 42

CHOP SAW WHEELS

MODEL	CATEGORY	CUT	INCHES	MM	TYPE
PRO-ABRA051400	PREMIUM	METAL	14" x 3/32" x 1"	355 x 2.4 x 25.4	T41



1PC

ABRASIVE CUTTING DISCS

DISCS	MODEL	CATEGORY	CUT	INCHES	MM	TYPE
	PRO-ABRA064120	PREMIUM ULTRA THIN	STAINLESS STEEL	4 1/2" x 3/64 x 7/8"	115 x 1.2 x 22.23	T41
	PRO-ABRA067116	PREMIUM ULTRA THIN	STAINLESS STEEL	7" x 1/16" x 7/8"	180 x 1.6 x 22.23	T41
	PRO-ABRA019564	PREMIUM ULTRA THIN	STAINLESS STEEL	9" x 1/16" x 7/8"	230 x 2 x 22.23	T41
	PRO-ABRA074120	PREMIUM	METAL	4 1/2" x 1/8" x 7/8"	115 x 3.2 x 22.23	T41
	PRO-ABRA077180	PREMIUM	METAL	7" x 1/8" x 7/8"	180 x 3.2 x 22.23	T41



PREMIUM ULTRA THIN









PREMIUM

1PC

TYPE 41

ABRASIVE CUTTING DISCS

DISCS

MODEL	CATEGORY	GRAIN SIZE	INCHES	MM	TIPO
PRO-FLAP041236	 PREMIUM	36	4 1/2" x 7/8"	115 x 22.23	T29
PRO-FLAP041260	 PREMIUM	60	4 1/2" x 7/8"	115 x 22.23	T29
PRO-FLAP041280	 PREMIUM	80	4 1/2" x 7/8"	115 x 22.23	T29
PRO-FLAP412120	 PREMIUM	120	4 1/2" x 7/8"	115 x 22.23	T29
PRO-FLAP007036	 PREMIUM	36	7" x 7/8"	180 x 22.23	T29
PRO-FLAP007060	 PREMIUM	60	7" x 7/8"	180 x 22.23	T29
PRO-FLAP007080	 PREMIUM	80	7" x 7/8"	180 x 22.23	T29
PRO-FLAP070120	 PREMIUM	120	7" x 7/8"	180 x 22.23	T29



PREMIUM ULTRA DELGADO



1PC

TYPE 29



HAND TOOLS

KNIVES

SNAP-OFF KNIFE

- Lightweight and economical Snap-off blade knife.
- Works with most light-weight applications.
- Tip in use can be removed with the snapper at the end-cap of the knife.
- High-Impact ABS housing.
- Pocket clip included on the 9mm Snap-Off knife.



MODEL	MM
PRO-CU105	9

SNAP-OFF KNIFE BLADE (10 PIECES)

- Razor-sharp tempered SK5 blade.
- Fits most 9mm / 18mm snap-off knives blade.



MODEL	MM
PRO-CU204	18

GENERAL USE RETRACTABLE ALUMINUM UTILITY KNIFE

- Aluminum alloy construction.
- Retractable blade for more safety.
- 3 position locking blade.
- 3 pcs blade included.



MODEL	MM
PRO-CU106	61

QUICK-OPEN RETRACTABLE UTILITY KNIFE


- Die-cast aluminum body with comfort grip.
- Twine cutter notch in handle.
- Blades locks in 3 extended positions or fully closed.
- 1 PC extra blade stored in handle.
- Hinge mechanism for easy links.



MODEL	MM
PRO-CU110	61

UTILITY KNIFE BLADE (10 PIECES)

- Regular-duty utility blade for light sheet materials, paper and cardboard.
- Fits most standard utility knives.
- SK5 blade.



MODEL	MM
PRO-CU203	61

MINI SCRAPER 1.13 / 16

- Ideal for scraping in hard to reach places.
- Lightweight and economical plastic blade scraper.
- Use standard single-edged blade.



MODEL	MM
PRO-CU804	228



MULTI -PURPOSE PLIERS

MULTI -PURPOSE PLIERS

- Compact folding design for convenient storage and transportation.
- Stainless steel blades and tools.
- Multi-functional for all basic applications.

MODEL
PRO-AL561



SCISSORS

10"/12" TIN SNIPS

- Drop forged steel.
- Precision ground blades.
- Large handle loops.
- Double dipped grip handle.



MODEL	IN
PRO-TJ304	10"
PRO-TJ305	12"

RIGHT CUT AVIATION TIN SNIP

- Sharp cutting edges prevent material slippage during use.
- Compound cutting design cuts up to 18 gauge steel.
- Also ideal for cutting aluminum, vinyl siding, screening, cardboard, leather and copper.
- Slip resistant bi-material cushion grip.



MODEL
PRO-TJ406



LEFT CUT AVIATION TIN SNIP

- Sharp cutting edges prevent material slippage during use.
- Compound cutting design cuts up to 18 gauge steel.
- Also ideal for cutting aluminum, vinyl siding, screening, cardboard, leather and copper.
- Slip resistant bi-material cushion grip.



MODEL
PRO-TJ407

STRAIGHT CUT AVIATION TIN SNIP

- Sharp cutting edges prevent material slippage during use.
- Compound cutting design cuts up to 18 gauge steel.
- Also ideal for cutting aluminum, vinyl siding, screening, cardboard, leather and copper.
- Slip resistant bi-material cushion grip.



MODEL
PRO-TJ408



BOLT CUTTER

BOLT CUTTER 14"/18"/24"/30"

- Drop forged chrome molybdenum steel jaws.
- Ideal for cutting bolts, rods, rivets and chain.
- Strong tubular handle with rubber grips.

MODEL	IN	MM
PRO-CZ314	14"	355
PRO-CZ315	18"	457
PRO-CZ316	24"	610
PRO-CZ317	30"	763



HACKSAWS

ADJUSTABLE HACKSAW FRAME

- Adjustable to 8" (200mm), 10" (250mm), 12" (305mm).
- Ergonomic grip design.
- Quick-release, blade changing mechanism.



MODEL	IN	MM
PRO-AS108	12"	305

PROFESSIONAL HACKSAW

- Aluminum alloy frame.
- Adjustable tension.
- Ergonomically designed grip.
- Allows positioning of the blade at 55° and 90° for more versatility.
- Closed handle for strength and control.
- Quick-release blade changing mechanism.



MODEL	IN	MM
PRO-AS109	12"	305



HAND SAWS

HAND SAW 16"/18"/20"/22"

- 7 TPI, Punched teeth
- 65 Mn Spring Steel

MODEL	IN	MM
PRO-SE218	16"	406
PRO-SE219	18"	457
PRO-SE220	20"	508
PRO-SE221	22"	559



PRO SCREWDRIVERS

SLOTTED SCREWDRIVER

1/4 x 1-1/2" - 1/8 x 4" - 1/8 x 6"
5/16 x 6"

- Chrome-vanadium blade.
- Black magnetic tip.
- Ergonomic comfort grip handle.



MODEL	IN	MM
PRO-DS201	1/4 x 1-1/2"	6 x 40
PRO-DS203	1/8 x 4"	6 x 100
PRO-DS204	1/8 x 6"	6 x 150
PRO-DS218	5/16 x 6"	8 x 150

PHILLIPS SCREWDRIVER

1 x 3" - 1 x 4" - 1 x 6" - 2 x 4" - 2 x 6"
2 x 8" - 3 x 6"

- Chrome-vanadium blade.
- Black magnetic tip.
- Ergonomic comfort grip handle.



MODEL	IN	MM
PRO-DS227	1 x 3"	25 x 75
PRO-DS228	1 x 4"	25 x 100
PRO-DS229	1 x 6"	25 x 150
PRO-DS233	2 x 4"	50 x 100
PRO-DS234	2 x 6"	50 x 150
PRO-DS235	2 x 8"	50 x 200
PRO-DS238	3 x 6"	75 x 150

SCREWDRIVER SET

- 6 pieces magnetic tip screwdriver set.

Content:

- Standard Tip Screwdriver 1/4" x 4".
- Standard Tip Screwdriver 1/4" x 6".
- Cabinet Tip Screwdriver 1/4 x 1-1/2".
- Cabinet Tip Screwdriver 3/16" x 4".
- Cabinet Tip Screwdriver 3/16" x 6".
- Phillips Tip Screwdriver # 1 x 4".
- Phillips Tip Screwdriver # 2 x 4".



MODEL
PRO-DS293

CABINET TIP SCREWDRIVER

3/16 x 3" - 3/16 x 4" - 3/16 x 6"
3/16 x 8"

- Chrome-vanadium blade.
- Black magnetic tip.
- Ergonomic comfort grip handle.



MODEL	IN	MM
PRO-DS207	3/16 x 3"	5 x 75
PRO-DS208	3/16 x 4"	5 x 100
PRO-DS209	3/16 x 6"	5 x 150
PRO-DS210	3/16 x 8"	5 x 200

TORX SCREWDRIVER SET

- 4 pieces Torx Screwdriver Set

Content:

- Torx Tip Screwdriver T15.
- Torx Tip Screwdriver T20.
- Torx Tip Screwdriver T25.
- Torx Tip Screwdriver T30.



MODEL
PRO-DS295

SCREWDRIVER SET

- 10 pieces magnetic tip screwdriver set.

Content:

- Standard Tip Screwdriver 1/4 x 4"
- Standard Tip Screwdriver 1/4 x 6"
- Cabinet Tip Screwdriver 1/4 x 1-1/2"
- Cabinet Tip Screwdriver 3/16 x 3"
- Cabinet Tip Screwdriver 3/16 x 4"
- Cabinet Tip Screwdriver 3/16 x 6"
- Cabinet Tip Screwdriver 3/16 x 8"
- Phillips Tip Screwdriver #2 x 1-1/2"
- Phillips Tip Screwdriver #1 x 4"
- Phillips Tip Screwdriver #2 x 4"
- Phillips Tip Screwdriver #3 x 6"



MODEL
PRO-DS294



BASIC SCREWDRIVERS

CABINET TIP SCREWDRIVER 3/16 X 3" - 3/16 X 6"

- Chrome-vanadium blade.
- Black magnetic tip.
- Ergonomic comfort grip handle.



MODEL	IN	MM
PRO-DS118	3/16 x 3"	5 x 75
PRO-DS120	3/16 x 6"	5 x 150

SLOTTED SCREWDRIVER 1/4 X 4" - 1/4 X 6" S/B

- Chrome-vanadium blade.
- Black magnetic tip.
- Ergonomic comfort grip handle.



MODEL	IN	MM
PRO-DS124	1/4 x 4"	6 x 100
PRO-DS125	1/4 x 6"	6 x 150

PHILLIPS SCREWDRIVER #1 X 4" - #2 X 4" S/B


- Chrome-vanadium blade.
- Black magnetic tip.
- Ergonomic comfort grip handle.



MODEL	IN
PRO-DS139	#1 x 4"
PRO-DS144	#2 x 4"

BASIC SCREWDRIVER SET

- 4 pieces Screwdriver Set
 - Standard Tip Screwdriver 1/4 x 4".
 - Phillips Tip Screwdriver #2 x 4".



MODEL
PRO-DS190

BASIC SCREWDRIVER SET

- 6 pieces Screwdriver Set
 - Standard Tip Screwdriver 1/4 x 4".
 - Standard Tip Screwdriver 1/4 x 6".
 - Cabinet Tip Screwdriver 3/16 x 3".
 - Cabinet Tip Screwdriver 3/16 x 6".
 - Phillips Tip Screwdriver #1 x 4".
 - Phillips Tip Screwdriver #2 x 4".

MODEL
PRO-DS191



OTHER SCREWDRIVERS

PRECISION SCREWDRIVER SET

- Carbon steel bars with black finish to prevent corrosion.
- Sizes:
 - Slotted: 1.4mm, 2.0mm, 2.4mm, 3.0mm
 - Phillips: PH0, PH1



MODEL

PRO-DS367

MULTI-BITS SCREWDRIVER

- Chrome-plated shaft for rust-resistant.
- Bi-material soft-grip handle.
- 78MM bit with double heads of PH2-1/4".
- 65MM bit with double heads of PH1-3/16".



MODEL

PRO-DS586



HEX KEYS

1.5MM-10MM SHORT HEX KEY SET

- Chrome-vanadium steel, hardened and tempered.
- 9 pc metric hex keys: 1.5, 2, 2.5, 3, 4, 5, 6, 8 and 10mm.



MODEL

PRO-LH014

1.5MM-10MM LONG HEX KEY SET

- Chrome-vanadium steel, hardened and tempered.
- 9 pc metric hex keys: 1.5, 2, 2.5, 3, 4, 5, 6, 8 and 10mm.



MODEL

PRO-LH015



HEX KEYS

1/16" - 3/8" SHORT
HEX KEY SET

- Chrome-vanadium steel, hardened and tempered.
- SAE hex Keys.
- 9 pc: 1/16", 5/64", 3/32", 1/8", 5/32", 3/16", 1/4", 5/16", 3/8".



MODEL
PRO-LH016

1/16" - 3/8" LONG
HEX KEY SET

- Chrome-vanadium steel, hardened and tempered.
- SAE hex Keys.
- 9 pc: 1/16", 5/64", 3/32", 1/8", 5/32", 3/16", 1/4", 5/16", 3/8".



MODEL
PRO-LH017

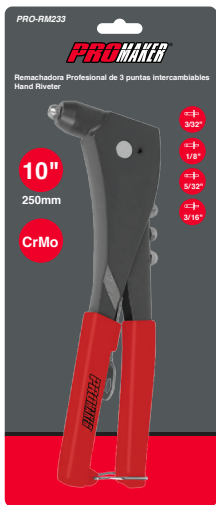



HAND RIVETER

HAND
RIVETER

- Chrome molybdenum jaws.
- Steel construction with ergonomic grip handle.
- Spring loaded handle ejects rivet stem automatically.
- Fits rivet size: 3/32", 1/8", 5/32" and 3/16".
- One wrench stored in handle.

MODEL	IN	MM
PRO-RM233	10"	254



STAPLE GUN

STAPLE GUN

Contiene:

- 1 Staple Gun
- 500 PCS 8x1.2x11.3 Staples
- 500 PCS 12mm Staples
- 500 PCS 14mm Brad Nails
- 1 handy Storage Case

MODEL

PRO-EG232



PLIERS

6" - 8" LONG NOSE PLIERS

- Drop forged carbon steel with Ni-Fe coating for durability.
- Bi-material comfort grip handle.



MODEL	IN	MM
PRO-AL001	6"	152
PRO-AL002	8"	203

6" DIAGONAL PLIERS

- Drop forged carbon steel with Ni-Fe coating for durability.
- Bi-material comfort grip handle.



MODEL	IN	MM
PRO-AL003	6"	152



7" DIAGONAL PLIERS

- Drop forged carbon steel with Ni-Fe coating for durability.
- Bi-material comfort grip handle.



MODEL	IN	MM
PRO-AL004	7"	178

6" - 7" - 8" LINESMAN PLIERS

- Drop forged carbon steel with Ni-Fe coating for durability.
- Bi-material comfort grip handle.



MODEL	IN	MM
PRO-AL005	6"	152
PRO-AL091	7"	178
PRO-AL006	8"	203



PLIERS

9" LINESMAN PLIERS

- Drop forged carbon steel with Ni-Fe coating for durability.
- Bi-material comfort grip handle.



MODEL	IN	MM
PRO-AL092	9"	228

6" - 8" SLIP JOINT PLIERS


- Drop forged carbon steel with Ni-Fe coating for durability.
- Bi-material comfort grip handle.



MODEL	IN	MM
PRO-AL007	6"	152
PRO-AL008	8"	203

6" END CUTTING PLIERS

- Drop forged carbon steel with Ni-Fe coating for durability.
- Bi-material comfort grip handle.



MODEL	IN	MM
PRO-AL010	6"	152

PLIER SET

- Drop forged carbon steel with Ni-Fe coating for durability.
- Bi-material comfort grip handle.
- 8" Long Nose Plier.
- 7" Diagonal Plier.
- 8" Linesman Plier.



MODEL
PRO-AL502

10" FENCE PLIERS

- Drop forged steel for durability.
- Heat treated with fully polished.
- Double dipped grip handle for comfort.
- Material: carbon steel.




MODEL	IN	MM
PRO-AL338	10"	254

9" TOWER PINCER

- Drop forged steel for durability.
- Heat treated with full polished.
- Double dipped grip handle for comfort.
- Material: carbon steel.
- Twist and cut wire in concrete based construction and steel reinforcement applications.



MODEL	IN	MM
PRO-AL339	9"	228



PLIERS

8" CARPENTER PINCER

- Drop forged steel for durability.
- Heat treated with fully polished.
- Double dipped grip handle for comfort.
- Material: Carbon steel.
- For heavy duty carpentry jobs.



MODEL	IN	MM
PRO-AL340	8"	203

MULTI-PURPOSE WIRING TOOL

- Strips 10-22 AWG wire.
- Cuts and treads popular bolts sizes.
- Crimps insulated and non-insulated terminals.
- Precision ground stripping, wire looping and bending holes.
- Non-slip cushion-grip handle.



MODEL
PRO-AL918



CIRCLIP PLIERS, EXTERNAL STRAIGHT

- Chrome-vanadium steel, fully polished, black finish.
- Dipped grip handle.



MODEL
PRO-AL247

CIRCLIP PLIERS, EXTERNAL BENT

- Chrome-vanadium steel, fully polished, black finish.
- Dipped grip handle.



MODEL
PRO-AL248



CIRCLIP PLIERS, INTERNAL STRAIGHT

- Chrome-vanadium steel, fully polished, black finish.
- Dipped grip handle.



MODEL
PRO-AL239

CIRCLIP PLIERS, INTERNAL BENT

- Chrome-vanadium steel, fully polished, black finish.
- Dipped grip handle.




MODEL
PRO-AL250



PLIERS

8" LINESMAN PLIERS

- Drop forged carbon steel with full polished for durability.
- Ergonomic comfort grip handle.



MODEL	IN	MM
PRO-AL156	8"	203

7" - 10" CURVE JAW LOCKING PLIERS

- Chrome-vanadium steel jaw for maximum durability.
- Quick easy locking and release action.
- Curved jaws exert pressure on four contact points and cutting surface.
- Guarded release helps keep work fast and safe.
- Turn screw to adjust holding pressure and fit work.

MODEL	IN	MM
PRO-AL472	7"	178
PRO-AL473	10"	254

7" - 10" STRAIGHT JAW LOCKING PLIERS

- Chrome-vanadium steel jaw for maximum durability.
- Quick, easy locking and release action.
- Ideal for hold flat, square and hexagonal pieces.
- Guarded release helps keep work fast and safe.
- Turn screw to adjust holding pressure and fit work.



MODEL	IN	MM
PRO-AL467	7"	178
PRO-AL468	10"	254



HAMMERS

16 OZ - 20 OZ CLAW HAMMER WITH TUBULAR HANDLE

- Drop-forged carbon steel.
- Heat-treated & fully polished face.
- Comfortable tubular handle with rubber grip.



MODEL	OZ	G
PRO-MT103	16	454
PRO-MT104	20	568

8 OZ - 12 OZ - 16 OZ - 20 OZ CURVED CLAW HAMMER WITH HARDWOOD HANDLE

- Drop-forged carbon steel.
- Heat-treated & fully polished.
- Strong hardwood handle construction.



MODEL	OZ	G
PRO-MT205	8	227
PRO-MT206	12	350
PRO-MT207	16	454
PRO-MT208	20	568



HAMMERS

16 OZ BALL-PEIN HAMMER WITH HARDWOOD HANDLE

- Drop-forged carbon steel.
- Heat-treated & fully polished.
- Strong hardwood handle construction.



MODEL	OZ	G
PRO-MT115	16	454

16 OZ - 20 OZ CLAW HAMMER WITH FIBERGLASS HANDLE

- Drop-forged carbon steel.
- Fully heat-treated & polished face.
- Fiberglass handle absorbs shock & vibration.
- Textured rubber ensures a comfortable, secure grip.



MODEL	OZ	G
PRO-MT338	16	454
PRO-MT339	20	568



MEASURE AND LAYOUT TOOLS

PLASTIC TAPE MEASURE WITH RUBBER COVER

- Bi-material tape measure.
- Self-locking mechanism allows to be extended smoothly.
- Easy to use thumb button.
- Push button retrieval.



MODEL	FT	MTS
PRO-CT615	10	3
PRO-CT616	16	5

CHROME PLATING TAPE MEASURE

- Strong durable blade.
- Classic chrome plating with impact resistant rubberized case.
- Easy belt clip.



MODEL	FT	MTS
PRO-CT511	10	3
PRO-CT512	16	5



18" - 24" ALUMINUM I-BEAM LEVEL

- Aluminum frame.
- Shock resistant end caps.
- Acrylic windows protect vials from breakage.



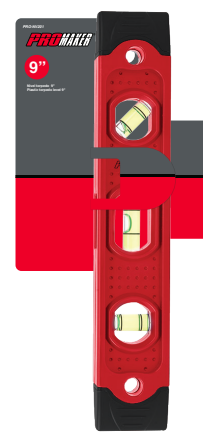
MODEL	IN	MM
PRO-NV030	18"	457
PRO-NV031	24"	610

9" PLASTIC TORPEDO LEVEL

- Durable acrylic vials read plumb, level, 45°.
- Top read window for convenience.
- Rubber end caps for shock-resistant.
- Highly visible vials with magnetic base.



MODEL	IN	MM
PRO-NV201	9"	229



SOCKETS

STANDARD SOCKET SAE 6PT

- Chrome-Vanadium steel.
- Chrome plated, mirror polished.

MODEL	IN
PRO-DD449	5/16"
PRO-DD450	3/8"
PRO-DD451	7/16"
PRO-DD452	1/2"
PRO-DD453	9/16"
PRO-DD455	5/8"
PRO-DD456	11/16"
PRO-DD457	3/4"
PRO-DD459	13/16"
PRO-DD460	7/8"
PRO-DD461	15/16"
PRO-DD463	1"
PRO-DD464	1-1/16"
PRO-DD465	1-1/8"
PRO-DD466	1-3/16"
PRO-DD467	1-1/4"

MODEL	MM
PRO-DD468	8
PRO-DD469	9
PRO-DD470	10
PRO-DD471	11
PRO-DD472	12
PRO-DD473	13
PRO-DD474	14
PRO-DD475	15
PRO-DD476	16
PRO-DD477	17
PRO-DD478	18
PRO-DD479	19
PRO-DD480	20
PRO-DD481	21
PRO-DD482	22
PRO-DD483	23
PRO-DD484	24
PRO-DD485	25
PRO-DD486	26
PRO-DD487	27
PRO-DD488	28
PRO-DD489	29
PRO-DD490	30
PRO-DD492	32



ACCESORIES

CHROMED RATCHET 3/8 x 8" - 1/2 x 10"

- Carbon steel, chrome plated.
- Comfortable grip handle.
- Forward/reverse ratchet.



MODEL	DRIVE	SIZE
PRO-AC320	3/8	8" 254 mm
PRO-AC415	1/2	10" 203 mm

QUICK-RELEASE RATCHET

- 45 teeth gear.
- Chrome-Vanadium steel, polished finish.
- Ergonomic rubberized grip.
- Quick release mechanism (push button).



MODEL	DRIVE	SIZE
PRO-AC403	1/2	10" 254 mm

CHROMED UNIVERSAL JOINT

- Chrome-vanadium steel.
- Chrome plated, mirror polished.



MODEL	IN
PRO-AC384	3/8"
PRO-AC485	1/2"

ADAPTADER

- Chrome-vanadium steel.
- Chrome plated, mirror polished.



MODEL	IN
PRO-AC387	3/8 x 1/4"
PRO-AC488	1/2 x 3/8"

CHROME SLIDING BAR

- Chrome-vanadium steel.
- Chrome plated, mirror polished.



MODEL	DRIVE
PRO-AC399	3/8"
PRO-AC400	1/2"

L-HANDLE

- Chrome-vanadium steel.
- Chrome plated, mirror polished.



MODEL	DRIVE
PRO-AC401	1/2"



ACCESORIES

CHROMED EXTENSION BAR

- Chrome-vanadium steel.
- Chrome plated, mirror polished.

MODEL	DRIVE	SIZE
PRO-AC308	3/8"	3" 75 mm
PRO-AC310	3/8"	6" 150 mm
PRO-AC311	3/8"	10" 254 mm
PRO-AC412	1/2"	3" 75 mm
PRO-AC413	1/2"	5" 125 mm
PRO-AC414	1/2"	10" 254 mm



SOCKET SET

12 PIECE 3/8" SOCKET SET.

- Socket (mm): 10, 11, 12, 13, 14, 15, 17
- 19, 21, 22.
- Ratchet 3/8".
- Extension 3/8" x 3".

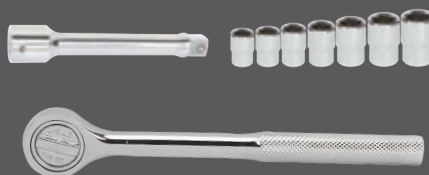


MODEL

PRO-DD023

9 PIECE 3/8" SOCKET SET.

- 9 piece 3/8" socket set.
- Sockets: 3/8", 7/16", 1/2", 9/16", 5/8", 11/16", 3/4"
- Ratchet: 3/8".
- Extension: 3/8" x 3".

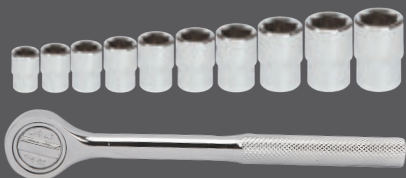


MODEL

PRO-DD518

11 PIECE 1/2" SOCKET SET.

- 11 pcs 1/2" drive metric socket set
- Socket (mm) 10, 11, 12, 13, 14, 15, 16, 17, 18, 19.
- Ratchet drive: 1/2" x 10".

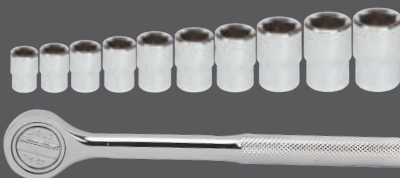


MODEL

PRO-DD525

11 PCS SAE DRIVE 1/2" SOCKET SET

- Socket: 3/8", 7/16", 1/2", 9/16", 5/8", 11/16", 3/4", 13/16", 7/8", 15/16".
- Ratchet drive: 1/2" x 10"



MODEL

PRO-DD526



SOCKET SET

15 PIECE 10-22 MM SOCKET SET

INCLUDES:

- 1) Socket standard 6Pt 10 mm
- 2) Socket standard 6Pt 11 mm
- 3) Socket standard 6Pt 12 mm
- 4) Socket standard 6Pt 13 mm
- 5) Socket standard 6Pt 14 mm
- 6) Socket standard 6Pt 16 mm
- 7) Socket standard 6Pt 17 mm
- 8) Socket standard 6Pt 19 mm
- 9) Socket standard 6Pt 21 mm
- 10) Socket standard 6Pt 22 mm
- 11) Ratchet 10"
- 12) Extension 2-1/2"
- 13) Extension 5"
- 14) Sliding T-Bar 5"
- 15) Plastic box

MODEL	PCS
PRO-DD519	15



14 PIECE 3/8" -1" SAE SOCKET SET

INCLUDES:

- 1) Socket standard 6Pt 3/8"
- 2) Socket standard 6Pt 7/16"
- 3) Socket standard 6Pt 1/2"
- 4) Socket standard 6Pt 9/16"
- 5) Socket standard 6Pt 5/8"
- 6) Socket standard 6Pt 11/16"
- 7) Socket standard 6Pt 3/4"
- 8) Socket standard 6Pt 13/16"
- 9) Socket standard 6Pt 7/8"
- 10) Socket standard 6Pt 1"
- 11) Ratchet 10"
- 12) Extension 5"
- 13) Sliding T-Bar
- 14) Plastic box

MODEL	PCS
PRO-DD520	14



MECHANICS TOOL SET

INCLUDES:

- 1) Socket standard 6Pt 10 mm
- 2) Socket standard 6Pt 11 mm
- 3) Socket standard 6Pt 12 mm
- 4) Socket standard 6Pt 13 mm
- 5) Socket standard 6Pt 14 mm
- 6) Socket standard 6Pt 3/8" SAE
- 7) Socket standard 6Pt 7/16" SAE
- 8) Socket standard 6Pt 1/2" SAE
- 9) Socket standard 6Pt 9/16" SAE
- 10) Socket standard 6Pt 5/8" SAE
- 11) Socket standard 6Pt 11/16" SAE
- 12) Socket standard 6Pt 3/4" SAE
- 13) Ratchet 10"
- 14) Extension 5"
- 15) Extension 10"
- 16) Spark Plug Socket 5/8"
- 17) Combination wrench 10 mm
- 18) Combination wrench 11 mm
- 19) Combination wrench 12 mm
- 20) Combination wrench 13 mm
- 21) Combination wrench 14 mm
- 22) Combination wrench 15 mm
- 23) Combination wrench 17 mm
- 24) Combination wrench 19 mm
- 25) Plastic box

MODEL	PCS
PRO-DD527	25



SOCKET SET

MECHANICS TOOL SET

- INCLUDES:
- 1) Socket standard 6Pt 10 mm
 - 2) Socket standard 6Pt 11 mm
 - 3) Socket standard 6Pt 12 mm
 - 4) Socket standard 6Pt 13 mm
 - 5) Socket standard 6Pt 14 mm
 - 6) Socket standard 6Pt 15 mm
 - 7) Socket standard 6Pt 17 mm
 - 8) Socket standard 6Pt 3/8" SAE
 - 9) Socket standard 6Pt 7/16" SAE
 - 10) Socket standard 6Pt 1/2" SAE
 - 11) Socket standard 6Pt 9/16" SAE
 - 12) Socket standard 6Pt 5/8" SAE
 - 13) Socket standard 6Pt 11/16" SAE
 - 14) Socket standard 6Pt 3/4" SAE
 - 15) Socket standard 6Pt 13/16" SAE
 - 16) Ratchet 10"
 - 17) Extension 5"
 - 18) Extension 10"
 - 19) Spark Plug Socket 8"
 - 20) Combination wrench 3/8"
 - 21) Combination wrench 7/16"
 - 22) Combination wrench 1/2"
 - 23) Combination wrench 9/16"
 - 24) Combination wrench 5/8"
 - 25) Plastic box




MODEL	PCS
PRO-DD528	25



ADJUSTABLE WRENCH

6" - 8" - 10" - 12" - 15"
CHROMED ADJUSTABLE WRENCH

- Forged carbon steel construction for strenght.
- Chrome body resistant to oxidation.
- Metric and inch scale in jaw opening.



MODEL	IN	MM
PRO-LA401	6"	150
PRO-LA402	8"	200
PRO-LA403	10"	250
PRO-LA404	12"	300
PRO-LA405	15"	380



COMBINATION WRENCH

COMBINATION WRENCH

- Carbon steel.
- Chrome plated, mirror polished.

MODEL	MM
PRO-LC809	7
PRO-LC810	8
PRO-LC811	9
PRO-LC812	10
PRO-LC813	11
PRO-LC814	12
PRO-LC815	13
PRO-LC816	14
PRO-LC817	15
PRO-LC818	16
PRO-LC819	17
PRO-LC820	18
PRO-LC821	19
PRO-LC826	24

MODEL	PUL
PRO-LC883	5/16
PRO-LC884	3/8
PRO-LC885	7/16
PRO-LC886	1/2
PRO-LC887	9/16
PRO-LC888	5/8
PRO-LC889	11/16
PRO-LC890	3/4
PRO-LC891	13/16
PRO-LC892	7/8
PRO-LC893	15/16
PRO-LC894	1
PRO-LC895	1.1/16
PRO-LC896	1.1/8
PRO-LC897	1.1/4



COMBINATION WRENCH SET

10MM - 14MM COMBINATION WRENCH

- Carbon steel.
- Chrome plated, mirror polished.
- 10 mm / 11 mm / 12 mm / 13 mm / 14 mm



MODEL

PRO-LC801

5/16" - 9/16" COMBINATION WRENCH

- Carbon steel.
- Chrome plated, mirror polished.
- 5/16" - 3/8" - 7/16" - 1/2" - 9/16"

SAE



MODEL

PRO-LC802



8MM-19MM COMBINATION WRENCH SET

- 8 pcs Metric Combination Wrench Set:
8mm / 10mm / 11mm / 12mm / 13mm / 14mm / 17mm / 19mm



MODEL

PRO-LC807

5/16" - 3/4" COMBINATION WRENCH SET

- 8 pcs Metric Combination Wrench Set:
5/16" - 3/8" - 7/16" - 1/2" - 9/16" - 5/8" - 11/16" - 3/4"



MODEL

PRO-LC808



COMBINATION WRENCH SET

COMBINATION WRENCH 8-18MM / 1/4" - 7/8"

- 20 pcs Combination Wrench Set:
8mm / 9mm / 10mm / 11mm / 12mm / 13mm / 14mm / 15mm / 17mm / 18mm
1/4" - 5/16" - 3/8" - 7/16" - 1/2" - 9/16" - 5/8" - 11/16" - 3/4" - 7/8"

SAE
METRIC



MODEL
PRO-LC804



TUBE CUTTERS & FLARING TOOL

MINI TUBING CUTTER

- Ideal for copper, brass and aluminum tubing and PVC piping.
- Durable steel blade.
- Zinc alloy construction.
- **Cutting capacity:** outer diameter 1/8" - 7/8" (3-22mm).



MODEL	IN	MM
PRO-PL701	1/8"-7/8"	3-22

TUBING CUTTER

- Ideal for copper and aluminum tubing.
- Durable steel blade.
- Zinc alloy construction.
- Extra cutting wheel stored in handle.
- Retractable deburring blade to remove internal burs.
- **Cutting capacity:** Outer diameter 1/8" - 1 1/8" (3-30mm).



MODEL	IN	MM
PRO-PL702	1/8" - 1-1/8"	3-30



TUBE CUTTERS & FLARING TOOL

TUBING CUTTER

- Ideal for copper and aluminum tubing.
- Durable steel blade.
- Aluminum alloy construction.
- Polished heavy duty rollers for easy rotation.
- Retractable deburring blade to remove internal burs.
- Extra cutting wheel stored in handle.
- **Cutting capacity:** Outer diameter 1/8" - 1 1/4" (3-32mm).



MODEL	IN	MM
PRO-PL704	1/8" - 1-1/4"	3-32

PIPE CUTTER

- Ratcheting action for fast and easy cutting.
- Replaceable heat treated steel blade.
- Aluminum alloy construction.
- **Cutting capacity:** outer diameter 1 1/8" (42mm).




MODEL	IN	MM
PRO-PL705	1-5/8"	42



FLARING TOOL

- Chrome plated steel die bars and clamping screws.
- Drop forged, heat-treated steel yoke.
- Hardened, self-centering cone produces perfect 45° flares.
- For soft copper, aluminum and brass tubing.
- For efficient tubing flaring.
- **Tubing outer diameter:** 3/16", 1/4", 5/16", 3/8", 1/2", 5/8" (4, 5, 6, 8, 12, 16mm).



MODEL	IN	MM
PRO-PL825	3/16" - 5/8"	4-16

PIPE WRENCH

10" - 14" - 18" - 24" PIPE WRENCH

- Robust iron body.
- Forged jaw, very resistant.
- Replaceable hook, jaw and wedge.

MODEL	IN	MM
PRO-LT610	10"	254
PRO-LT612	14"	355
PRO-LT613	18"	457
PRO-LT614	24"	609



TOOL SET PRO-ST005

CABINET TIP SCREWDRIVER 1/4 x 4"

- Vástago de Cromo-Vanadio.
- Punta magnética negra.
- Mango ergonómico de agarre cómodo.



PHILLIPS HEAD SCREWDRIVER 2 x 4"

- Vástago de Cromo-Vanadio.
- Punta magnética negra.
- Mango ergonómico de agarre cómodo.



LONG NOSE PLIERS CUTTING 6"

- Forged carbon steel body with Ni-Fe coating for added durability.
- Non-slip bi-material handle for a comfortable grip.



IN	MM
6"	152

TAPE MEASURE, CASING OF METAL

- Strong and durable blade.
- Classic chrome plated body with impact resistant rubber surround.
- Clip fastener.



FT	MTS
10	3

CHROME ADJUSTABLE WRENCH 6"

- Forged carbon steel construction for increased strength.
- Rust resistant chrome plated body.
- Metric and inch scale on head.



IN	MM
6"	150



TOOL SET PRO-ST006

CABINET TIP SCREWDRIVER 1/4 x 4"

- Vástago de Cromo-Vanadio.
- Punta magnética negra.
- Mango ergonómico de agarre cómodo.



PHILLIPS HEAD SCREWDRIVER 2 x 4"

- Vástago de Cromo-Vanadio.
- Punta magnética negra.
- Mango ergonómico de agarre cómodo.



PLASTIC BLADE SNAP-OFF

- Lightweight and economical Snap-Off blade.
- Ideal for multiple applications.
- Worn sections of the blade can be removed with the device that is located on the back of the blade.
- High impact ABS shell.
- 9mm blade, including pocket clip.



MM
9

TAPE MEASURE, CASING OF METAL

- Strong and durable blade.
- Classic chrome plated body with impact resistant rubber surround.
- Clip fastener.



FT	MTS
10	3

FIBER HANDLE HAMMER OF GLASS13 OZ 365 G

- Forged carbon steel.
- Head heat treated and fully polished.
- Fiberglass handle absorbs shocks and vibrations.
- Textured rubber that guarantees a comfortable and secure grip.



OZ	MTS
13	365



TOOL SET PRO-ST011

TORPEDO LEVEL 9"

- Durable acrylic vials indicate at 45°.
- Top reading window for comfort.
- Rubber tips for greater resistance to shocks.
- Highly visible vials with magnetic base.



IN	MM
9"	229

TAPE MEASURE, CASING OF METAL

- Strong and durable blade.
- Classic chrome plated body with impact resistant rubber surround.
- Clip fastener.




FT	MTS
26	8





www.promakertools.com



promakertools

